

13

GROWTH AND PATTERNS OF TOURISM IN INDIA



Notes

Travel and tourism are a part of Indian tradition and culture. Tourism industry occupies a unique place as it is one of the major emerging segments of our economy. It brings huge foreign exchange and generates employment. This leads to infrastructure development. In the era of globalisation, the travel and tourism activities have increased significantly. United Nation's World Tourism Organisation has forecasted that international tourism would continue to grow at an average annual rate of 4%. India has made a unique place on world tourism map because of its rich natural and cultural diversity. In India, tourism is the third largest industry in which about ten million people are employed directly or indirectly. The present chapter is an attempt to describe the growth and patterns of domestic as well as international tourism in India.

**OBJECTIVES**

After studying this lesson, you will be able to:

- differentiate between domestic and international tourists;
- describe the meaning and factors affecting the growth of tourism;
- identify the role of tourist attractions in tourism promotion;
- explain the growth of foreign tourist arrivals in India;
- illustrate the trend of foreign tourist arrivals in India;
- describe the growth and pattern of domestic tourism;
- discuss the earnings from the tourism industry and
- highlight the government initiatives for tourism promotion.

13.1 TOURIST

We have studied that there is a clear cut difference between visitors and tourists. A person is not considered as an international tourist when he/ she goes and gets any job in the destination country. For example, like diplomats or armed forces do not qualify as international tourists. So, a tourist visits for various purposes which include recreation, holiday, leisure, health, study, religious faith, business, meeting with friends and relatives without any remunerative job.

There are two levels of tourists - Domestic and International Tourist:


International Tourist - A person visiting India on a foreign passport, stays at least 24 hours in India. The purpose of journey may be leisure, recreation, holiday, health, study, religious belief, sport, business, family, mission and meeting. But that person is not taking any remunerative assignment is called an international tourist.

Domestic Tourist - A person who travels within the country to a place other than his/her usual place of residence or work and stays in any accommodation for not less than 24 hours is known as a domestic tourist. The purpose should be holiday, leisure, sports, pilgrimage, religious belief, study, health and social functions. But, persons visiting their home town or native place on leave or a short visit for meeting relatives and friends, attending social and religious functions are not considered as tourist.

13.2 TOURIST ATTRACTIONS

Tourism has been an integral part of our culture and tradition. India is a country known for its friendly treatment to all visitors, no matter where they come from. Its visitor-friendly traditions, varied life styles, cultural heritage, colourful fairs and festivals are attractions for the tourists. From ancient time, the rulers, in different parts of India, built luxurious palaces, wonderful temples, evergreen gardens, high forts and tombs. The other attractions include beautiful beaches, wildlife, national parks, sanctuaries, snow cover, rivers, mountain peaks, technological parks, science museums and centres of pilgrimage. Heritage trains, yoga, ayurveda, siddha and natural health resorts also attract tourists in great numbers.

The Indian handicrafts, particularly jewellery, carpets, leather goods, ivory and brass work are the main shopping items for foreign tourists. They spend nearly 40% of their money on shopping of such items. The beauty of the cultural heritage and natural sites makes India a tourist paradise. We always give high respect to our guests. That is why, we developed a cultural tradition where *Atithi Devo Bhava* (Guest is God) are bywords of our social behaviour. The first Prime



Notes

Minister of India, Pandit Jawaharlal Nehru said, “Welcome as a Tourist and send them back as a Friend”.

India is very rich in natural and cultural landscape for tourism. Tourism in India can be divided into two major categories - Natural and Cultural.

Natural Landscapes Include

Mountain tourism, Island tourism, Desert tourism, Coastal tourism, Lacustrine tourism, Wildlife tourism, Adventure tourism.

Cultural tourism Includes

Religious tourism, Historical tourism, Traditional tourism, Health tourism, Sports tourism, Rural tourism.

All these types of tourism attract more and more domestic and international tourists from different corners.

13.3 EMERGING DIMENSIONS IN TOURISM

Apart from traditional tourism, new type of tourism activities are being created. Emerging dimensions in Indian tourism are :

- Health tourism
- Spiritual tourism
- Adventure tourism
- Meetings, Incentives, Conferences and Exhibitions (MICE) tourism
- Rural tourism
- Sustainable tourism

Health tourism in India provides world class treatment at low cost. It includes the Indian system of medicine like ayurveda, naturopathy, unani, sidha and allopathy. Indian medical tourism attracts many tourists from the developed world like US, Europe and Middle East regions where medical treatment remains very costly.

India is the centre of spiritualism. It is the confluence of different religions: Hinduism, Sikhism, Islam, Christianity, Buddhism and Jainism. The followers of religious belief have built many attractive temples, mosques, monasteries and churches in different parts of the country. These religious places are attracting a huge number of domestic and international tourists in India. Adventure tourism



MODULE – 4

Natural Diversity as
Tourist Attraction



Notes

Growth and Patterns of Tourism in India

and nature tourism is gaining popularity. The geographical diversity makes India as a good place for adventurers. Maximum adventure activities are taking place in the areas of higher altitude.

Meetings, Incentives, Conferences and Exhibitions (MICE) tourism is a fast emerging sector particularly after the liberalisation of the Indian economy since 1991. Now, Indian tourism industry is well - equipped with all facilities and infrastructure to welcome business tourists. Such facilities and infrastructure are still being improved and investments are made for the same.

Rural tourism involves interaction of tourists with local people and their cultural life.

Sustainable tourism meets the needs of the present without compromising the ability of future generation to meet their needs. It also includes the minimum impact of tourist activities on environment.



INTEXT QUESTIONS 13.1

1. Differentiate between domestic and international tourists.
2. Explain the natural and cultural landscape tourism.
3. Describe the MICE tourism.

13.4 GROWTH OF TOURISM

Tourism plays an important role in the social and economic development of the country. Tourism is very dynamic in nature. It changes in spatial and temporal contexts. The growth of tourism in any area or region depends upon a number of reasons. Growth of tourism may be positive or negative. A positive growth takes place when there is addition in number of tourists. A negative growth occurs when there is decrease in the number of tourist as compared to the past years. There are a number of factors like socio - economic, political, natural, epidemics etc. which influence tourism influx.

Travel and tourism activities have been taking place since the early periods of human civilisation. It has grown over the time with ups and down. During the first half of the 20th century, there was a slow growth of international tourism in India. Rapid growth of tourism activities and the movement of international tourists in India has increased significantly since the second half of the twentieth century. It has happened so because of India's exposure to the developed countries. It has its genesis in the development of infrastructures in tourism sector.

Tourism in India has grown substantially since the beginning of 1990's. The sound financial health and spare time of tourists from rich countries for holidaying, sight seeing, business, meetings etc. have led to the growth of the tourism industry. Good transport, accessibility, communication, accommodation etc are main reasons for increasing travel and tourism in recent decades. After 1980's tourism activity gained momentum in India. In 1990, South Asia had recorded high growth in tourist arrival and India is a major tourist destination among a the South Asian nations. It captures more than half of the tourist arrivals and about 75% of the tourist receipts of South Asia.

There are a number of criteria to measure the tourism index of any country. Out of them, two are very important. The first one is International Tourist Arrival and second is tourism receipts. We can understand the growth of tourism in India by grouping the tourists into two categories (a) foreign tourist arrivals (FTAs) and (b) domestic tourist arrivals (DTAs).

13.5 FACTORS AFFECTING TOURISM

There are a number of factors which are responsible for promoting the travel and tourism. Growth in tourism infrastructure facilities and modern services have made life easier and promoted the travel more. Improvement in transport, tremendous change in information technology and communication have accelerated the movement of people at the destination areas. Some important factors responsible for the growth of tourism in any area are

- Geographical
- Cultural Event
- Safety and Security
- Economic condition
- Facilities and Services
- Government Policies

(i) Geographical

Geographical conditions affect the flow of tourists. Generally tourists of hot plain area go to hill stations in summer for cooler and pleasant climate. Tourists of cold areas go to hot areas in the winter season. Location, climate, landscape and geographical diversity of a region attracts the tourists in large numbers. Keeping in mind the choice of tourists, one can estimate the tourist arrival in various seasons.



MODULE – 4

Natural Diversity as
Tourist Attraction



Notes

Growth and Patterns of Tourism in India

(ii) Cultural Event

Some social activities like festivals, fair, dances, meetings, local customs and rituals attract the tourists in large numbers. In West Bengal, Durga Pooja, Holi and Diwali in North India, Carnival in Goa, Dandiya in Gujarat, Desert Festival in Rajasthan, Surajkund Mela in Haryana, Onam in Kerala etc. are few important events which large a number of tourists.

(iii) Safety and Security

Safety and security influence the tourist growth greatly. If there is any mishap tragedy with any tourist, that incidence decreases the inflow of tourists. Each and every tourist wants his/her safety first. In the Kashmir valley, tourism has gone down significantly particularly after 1985 due to terrorist activities and tourist has inflow turned towards other states like Himachal Pradesh, Uttarakhand etc.

(iv) Economic condition

The economic conditions of people also affect tourism. People having high income generally travel more as compared to the lower class, because they have high purchasing power. They can spend much money on travel and tourism activities.

(v) Facilities and Services

There are various infrastructural facilities and services which determine the tourist traffic tremendously. These include accommodation, hotel, accessibility, transport, banking services, communication, bookings, guides, recreational activities etc. The availability and quality of these services attracts or discourages the tourist, to visit any area.

(vi) Government Policies

Government policies affect the tourist inflow to a greater extent. For promoting tourism in the country, the government can give some subsidy, packages, liberal visa policy and travel regulations. Some countries do not require any visa for tourists, they grant it on arrival while certain nations have very tough conditions for getting it. In order to promote tourism, The Government of India conduct some shows to attract tourist from various countries by demonstrating tourist attractions.

13.6 FOREIGN TOURIST ARRIVALS

India remained as a good attraction for international tourist as it provides cheap with the best tourist facilities. The total number of foreign tourist arrivals in India

were merely 16829 in 1951. It increased to 1.14 millions in 1981 and 6.30 millions in 2011. So, total 6.13 million foreign tourists has increased during the last 60 years. A continuously positive increase of foreign tourist arrivals was recorded in Indian tourism industry during 1951- 2011. The decadal as well as annual growth rate of tourists arriving in India for different periods during 1951 to 2010 can very well be seen from the last two columns of Table 13.1.

Table 13.1: Foreign Tourist Arrival in India from 1951-2010

Year	Arrivals	Absolute Increase in Number	Decadal Growth Rate (%)	Annual Growth Rate within Decade (%)
1951	16929	-	-	-
1960	123095	106266	631.4	63.14
1970	280821	157726	128.1	12.81
1980	1253694	972873	346.4	34.64
1990	1707158	453464	36.1	3.62
2000	2649378	942220	55.1	5.19
2010	5583746	2934368	110.7	11.07

Source: Calculated on the basis of data from the Ministry of Tourism

Table 13.2: Foreign Tourist Arrivals in India (1997-2015)

Year	Number (millions)	Percent
1997	5.50	9.3
1998	5.54	-0.7
1999	5.83	5.3
2000	5.89	1.1
2001	5.44	-7.8
2002	5.16	-5.1
2003	6.71	30.1
2004	8.36	24.6
2005	9.95	19.0
2006	11.75	18.1
2007	13.27	12.9
2008	14.38	8.4
2009	14.37	-0.1
2010	17.91	24.6
2011	19.50	8.9
2012	18.26	-6.3
2013	19.95	9.2
2014	22.33	13.1
2015	23.33	4.4



Notes

MODULE – 4

Natural Diversity as
Tourist Attraction

Growth and Patterns of Tourism in India



Notes

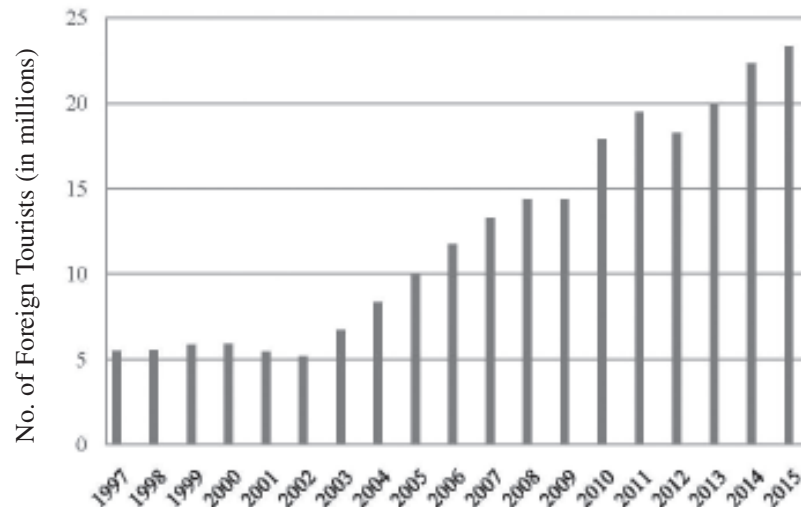


Figure 13.1: Trend of foreign tourists arrivals (1997-2015)

13.7 PATTERN OF FOREIGN TOURIST ARRIVALS

Foreign tourist arrivals in India are continuously increasing. The share of India in international tourist arrivals was only 0.40% in 1997. It increased to 0.64% in 2011. In 2011, total 6.31 million foreign tourists visited various tourist places in India. The ranking of India in world tourism improved from 54th in 2002 to 38 position in 2011. Further in 2015, it improved to the rank of 24. Following are the characteristics of the foreign tourist pattern.

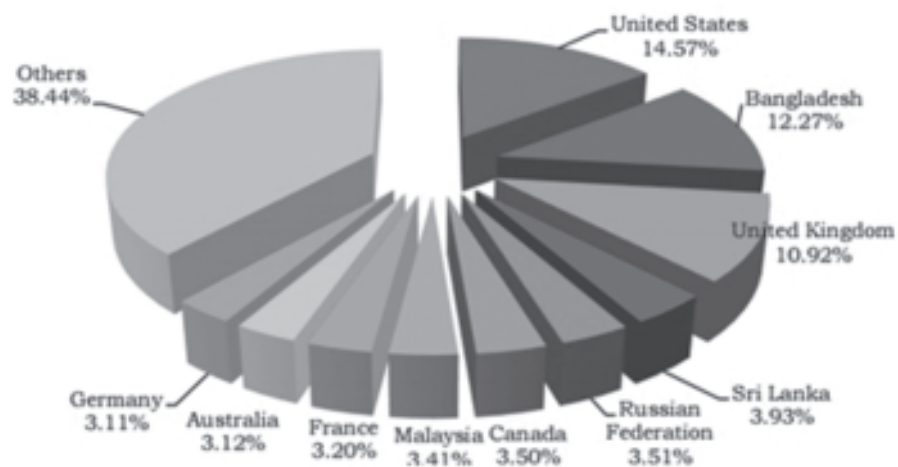


Figure 13.2: Percentage share of top 10 countries for PTAs in India in 2014

Now in 2014, the scenario of top ten countries has changed from 2011. Figure 13.2 shows the maximum percentage share of the United States of America (USA). It is 14.57% followed by Bangladesh 12.27%, the United Kingdom (UK) 10.92%, Sri Lanka 3.93%, Russian Federation 3.51%, Canada and Malaysia

3.50 and 3.41%, France, Australia and Germany 3.20%, 3.12% and 3.11% respectively. The category of other countries comprised 38.44%.

The India is a less expensive country. Therefore, the foreign tourists spend longer duration of time in India. It is good for us that foreign tourists stay here a little more than one month. It means, India is most favoured destination for foreign tourists.

Table 13.3: Share of top 10 states /UTs of India in the number of foreign tourists' visits in 2014

Rank	State/Union Territory	Number	Share in %
1	Tamil Nadu	4,657,630	20.6
2	Maharashtra	4,389,098	19.4
3	Uttar Pradesh	2,909,735	12.9
4	Delhi	2,319,046	10.3
5	Rajasthan	1,525,574	6.8
6	West Bengal	1,375,740	6.1
7	Kerala	923,366	4.1
8	Bihar	829,508	3.7
9	Karnataka	561,870	2.5
10	Haryana	547,367	2.4
	Total of top 10 states	20,038,934	88.8
	Others	2,528,716	11.2
	Total	22,567,650	100

There is a possibility that from year to year the status of the states in respect to the number of tourists visits to the different states changes. For instance in 2011 Maharashtra was at the top with the foreign tourists in maximum number which comprised 24.7%. Tamil Nadu was in the second position. But now as the following table of 2014 shows, Tamil Nadu has replace Maharashtra and secured the first position. It got the share of 20.6%, while Maharashtra got 19.4%. However the minimum number of foreign tourists visited Haryana, comprised 2.4%.

? Do you know

Top ten countries are USA, Bangladesh, UK, Sri Lanka, Russian Federation, Canada, Malaysia, France, Australia and Germany together constitute 61.54% foreign tourists to India. In spite of more than six million foreign tourist visits to India per annum our share is below 1% of world tourists. Among all the monuments of the country, The Taj Mahal, the Qutub Minar and the Agra Fort are most popular tourists sites.



Notes

MODULE – 4

Natural Diversity as
Tourist Attraction



ACTIVITY 13.1

Find out the reasons, why the maximum number of foreign tourists come to India from North America and Europe and minimum from Africa.

13.8 GROWTH OF DOMESTIC TOURIST

India has a good history of travel and tourism activities. People of different sections of society visit various tourist places of the country. The domestic tourism enhanced due to a number of reasons. The significant reasons include increase in income levels, purchasing power and emergence of a dynamic middle class. There has been a continuous increase in domestic tourist. Total domestic tourist visiting the different states were 159.88 millions in 1997. It rose to 526.70 millions in 2007. It is an increase of 366.88 million in a span of ten years. It increased to 1431.97 million in 2015. It is a growth rate of 795.65% in domestic tourist during 1997 - 2015. It works out to be 41.88% increase per year. There has been a continuous increase in domestic tourist visits. The details of the same can be seen from the Table 13.4.

Table 13.4: Domestic tourist Arrivals in India (1997-2015)

Year	Number (million)	Percent
1997	159.88	14.1
1998	168.2	5.2
1999	190.67	13.4
2000	220.11	15.4
2001	236.47	7.4
2002	269.6	14.0
2003	309.04	14.6
2004	366.27	18.5
2005	392.04	7.0
2006	462.44	18.0
2007	526.7	13.9
2008	563.03	6.9
2009	668.8	18.8
2010	747.7	11.8
2011	864.53	15.6
2012	1045.5	20.9
2013	1142.53	9.3
2014	1282.8	12.9
2015	1431.97	11.6



Notes

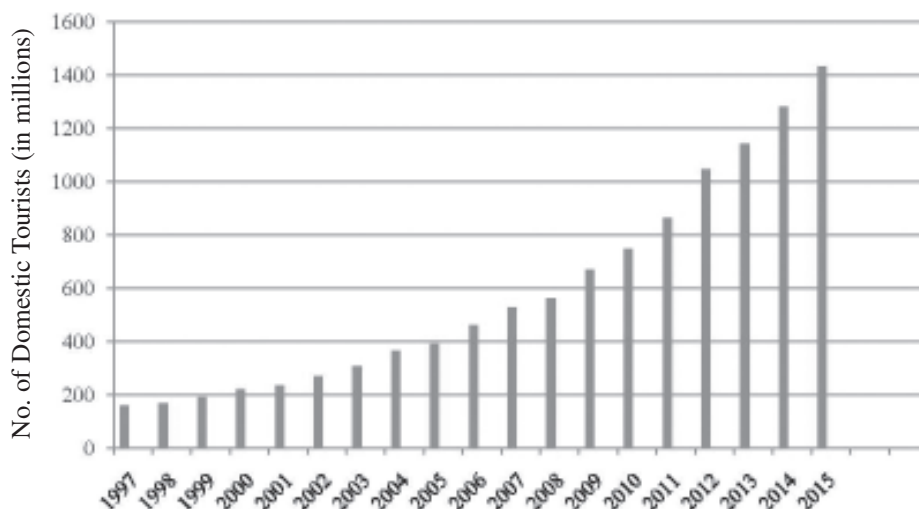


Figure: 13.3: Increase in domestic tourists: 1997-2015

The above (Fig. 13.3) graph shows the annual growth of domestic tourists during 1997-2015. The annual growth rate during year 1997-2015 was 41.88%. It clearly indicates the increase of annual growth rate of domestic tourists. The growth of domestic tourism has witnessed continuous increase with slight ups and downs.

PATTERNS OF DOMESTIC TOURIST

The patterns of domestic tourism is quite clear. Some of the states are very attractive in terms of domestic tourists arrivals. Important among them are Tamil Nadu, Uttar Pradesh, Andhra Pradesh and many others.

Table 13.5: Share of top 10 States/UTs of India in number of domestic tourists in 2015

Rank	State/Union Territory	Number (in million)	Share in%
1.	Tamil Nadu	333.46	23.3
2.	Uttar Pradesh	204.89	14.3
3.	Andhra Pradesh	121.59	8.4
4.	Karnataka	119.86	8.4
5.	Maharashtra	103.40	7.2
6.	Telangana	94.52	6.6
7.	Madhya Pradesh	77.98	5.4
8.	West Bengal	70.19	4.9
9.	Gujarat	36.29	2.5
10.	Rajasthan	35.19	2.5
	Total of top 10 states	1197.37	83.6
	Others	234.61	16.4
	Total	1431.97	100.0



Notes

MODULE – 4

Natural Diversity as
Tourist Attraction

Growth and Patterns of Tourism in India



Notes




Figure: 13.4: Domestic tourist Percentage share of top 10 states/UTs of India : 2015

Figure 13.4 provides the percentage shares and ranks of various States/UTs in domestic visits during 2015. The top 5 States in domestic tourist visits in 2014 were Tamil Nadu (327.6 million), Uttar Pradesh (182.8 million), Karnataka (118.3 million), Maharashtra (94.1 million) and Andhra Pradesh (93.3 million) with their respective shares being 25.4%, 14.2%, 9.2%, 7.3% and 7.2%. These 5 States accounted for about 63.26% of the total domestic tourist visits in the country.



ACTIVITY 13.2

1. Visit any major tourist spot in your district/ state. Get the tourist profile data by collecting the information about their origin. Try to analyse the information in terms of domestic and foreign tourists. They even may be categorised according to different states or different countries.
2. Prepare a flow chart showing the international tourist arrivals in Delhi from different countries for medical treatment.

13.9 TOURISM EARNINGS

Tourism is a smokeless industry with a unique quality of earning foreign exchange. It continues to play an important role, as earning foreign exchange helps to maintain balance of trade. When a tourist spends some money to get tourist services and facilities, it is called tourist receipt. Before embarking on their destination they exchange local currency into the US dollar, Euro, UK sterling pound, Japanese yen, Australian or Singapore dollar etc. After arriving in the destination country they exchange the dollar etc. for the local currency.

In 2011, Foreign Exchange Earnings (FEEs) from the tourism were US\$ 16.56 billion as compared to US\$ 14.19 billion in 2010, getting an annual growth of 16.7%. Further Foreign Exchange earnings increased to \$1.662 billion in the month of March, 2015 as compared to \$1.674 billion in the month of March in 2014. The growth rate of FEEs touched 0.7%.

The share of India in the world tourism receipts was 0.64% in 1997 and 0.72% 2002 which has been increasing steadily since 2002, and has reached 1.61% during 2011.

The foreign exchange earnings during January - April 2013 was US \$ 6.878 billion and during the same period in 2012 it was US \$ 6.145 billion. It is an increase of US \$ 0.603 billion, it works out to be a growth of 9.61% in a span of four months. According to a market survey research, Indian tourism foreign exchange earning is expected to grow with a compound annual growth rate of 7.9% during 2010-2015.



Do you know

About two-third (63.3%) domestic tourists are contributed by five states- Tamil Nadu, Uttar Pradesh, Karnataka, Maharashtra and Andhra Pradesh.

13.10 GOVERNMENT INITIATIVES FOR PROMOTING TOURISM

Central and State governments are taking a number of initiatives for promoting tourism in the country. In India, a tourist branch was established under the Ministry of Transport in 1949. But in 1957 a separate Tourism Department and in 1958 Tourism Development Council came into existence. They helped a lot in increasing the tourism activities in the country. Development of tourism through planning began in a modest way in the second Five Year Plan. During the sixth Five Year Plan, Indian tourism grew greatly. The tourist inflow in the country continued to rise due to the steps taken by the Government of India from time to time.

A National Policy on tourism was announced in 1982 which set a new direction. The Government of India formulated policies to boost the tourism industry. The status of being an industry was given to it in the Seventh Five Year Plan (1985-90) by the Government of India. Later on in 1988, under the Chairmanship of Mohammad Yunus the National Committee on Tourism formulated a comprehensive plan for achieving a sustainable growth in tourism. The report



Notes

MODULE – 4

Natural Diversity as
Tourist Attraction

Growth and Patterns of Tourism in India

of this committee is called the foundation stone of Indian tourism. In 1992, a National Action Plan was prepared which included a set of strategies for achieving a phenomenal growth in tourist arrival and foreign exchange.

In 1996, the National Strategy for Promotion of Tourism was drafted. On 14th May, 2000 the government declared as the Ministry of Tourism as a separate ministry and since then the government has been effectively functioning to promote systematic development of tourism in India. Tourism is streamlined and it has simplified the rules regarding the grant of approval and clearances to tour operators and travel agents. In the union budget 2010, the Government of India allocated more than Rs 1,000 Crore to the Ministry of Tourism for promoting tourism activities in the country.



Notes



INTEXT QUESTIONS 13.2

1. Define the growth of tourism.
2. What is the pattern of foreign tourist arrivals in India?
3. Which state of India contributes to domestic tourism significantly?



WHAT YOU HAVE LEARNT

- A tourist visits a place for various purposes which include recreation, holiday, leisure, health, study, religious belief, business, meeting with friends and relatives without any remunerative job.
- All types of tourism in India can be divided into two major categories Natural and Cultural landscapes based tourism.
- Tourism is very dynamic in nature which varies in spatial and temporal contexts.
- The growth of tourism in any area or region depends upon a number of reasons. There are a number of factors like socio-economic, political, natural, epidemics etc. which influence tourism influx.
- The growth in the domestic tourism is due to a number of reasons. But the most significant reasons include increase in income levels, purchasing power and emergence of a dynamic middle class.
- There has been a continuous increase in domestic tourist. Decadal growth rates during 2001 - 2011 were 260% whereas it was 432% during 1997-2011.

- Top ten states of the country account for about 85% of domestic tourists. About two-third (63.3%) domestic tourists come from only five states - Uttar Pradesh, Andhra Pradesh, Tamil Nadu, Karnataka, and Maharashtra.
- When a tourist spends money to get tourist services and facilities, it is called tourist receipt. In 2011, foreign exchange earnings from the tourism were US\$ 16.56 billion as compared to US\$ 14.19 billion in 2010, showing an annual growth of 16.7%.
- Central and State governments are taking a number of initiatives for promoting tourism in the country. Tourism is streamlined and it has simplified the rules regarding the grant of approval and clearances to tour operators and travel agents.
- Some important factors responsible for the growth of tourism in any area are – geographical, cultural, safety and security, economic, facilities and services and government policies.
- The total number of foreign tourist arrivals in India has continued to increase. There was a sharp increase from 1951 to 2014. In 1951, the number of foreign tourists was merely 16,829.
- It increased to 6.30 million in 2011.
- By the year of 2014, the number increased to 7.4 million. The Travel and Tourism Competitiveness Report 2015 ranks India to 52nd position out of 141 countries.
- The Ministry of Tourism makes various national policies for the development and promotion of tourism in India. Further the Ministry also consults and collaborates with different stakeholders and the representatives of the private sector.
- Various efforts are being made to promote new forms of tourism likes rural, cruise, medical and eco-tourism. The Ministry also has the Incredible India campaign to promote Tourism in India.
- International tourists visiting India from top ten countries contribute 61% and these are USA, Bangladesh, UK, Sri Lanka, Russian Federation, Canada, Malaysia, France, Australia and Germany.
- The share of Indian States with regard to foreign tourists visits in 2014 are Tamil Nadu, Maharashtra , Uttar Pradesh, Delhi, Rajasthan and least in Haryana which accounted for 2.4% of foreign tourists.



MODULE – 4

Natural Diversity as
Tourist Attraction



Notes



TERMINAL EXERCISE

1. Discuss the growth and patterns of International tourists visiting India.
2. Explain the factors affecting the growth of tourism.
3. Examine the steps taken by the Government of India for promoting tourism.



ANSWER TO INTEXT QUESTIONS

13.1

1. A person who travels within the country to a place other than his/her usual place of residence or work and stays in any accommodation for not less than 24 hours is a domestic tourist. International tourist is a person visiting India on a foreign passport, stays at least 24 hours in India. The purpose should be holiday, leisure, sports, pilgrimage, religious belief, education, health-medical and social functions. There should not be very kind of job undertaken and salary/remuneration received.
2. Natural Landscapes Include - Mountain tourism, Island tourism, Desert tourism, Coastal tourism, Lacustrine tourism, Wildlife tourism, Adventure tourism. Whereas Cultural Landscape includes - Religious tourism, Historical tourism, Traditional tourism, Health and medical tourism, Sport tourism and Rural tourism.
3. (MICE) means Meetings, Incentives, Conferences and Exhibitions . It is a fast emerging trend in the tourism sector; particularly, after the liberalisation of the Indian economy since 1991. Medical Tourism is also a fast emerging sector because of cheaper and efficient care.

13.2

1. The Growth of tourism may be positive or negative. A positive growth takes place when there is addition in the number of tourists. A negative growth occurs when there is decrease in tourist number as compared to past years.
2. Out of the top ten tourist originating nations to India, the percentage share in FTAs in India during 2014 was the highest from USA with 14.57% followed by Bangladesh with 12.27%.
3. The state of Tamil Nadu significantly contributes in domestic tourism.